



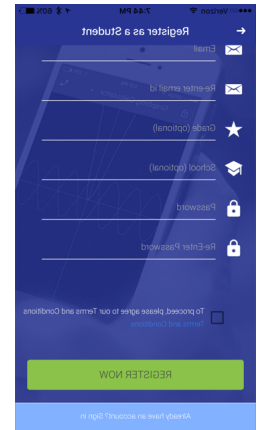
GraphLock

Getting Started with GraphLock - Proctor

1. Download GraphLock

Click [HERE for iOS](#) to download from the App Store on your iPhone or iPad or [HERE for Android](#) to download from the Google Play Store. You can also create an account through our webapp at: www.graphlockapp.com

Fill in the required information and then go to your email that you used to create your GraphLock account

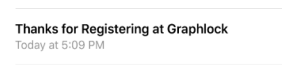
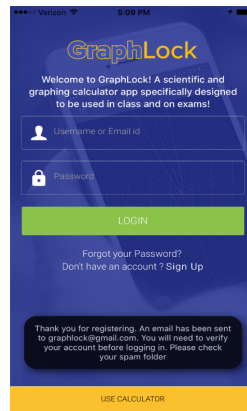


2. Register and validate your account

[Click HERE for a demo video on how to get started with GraphLock](#)

You will need to go to your email and verify your account before you can log in.

Please note that you **MUST** go to your **email** and **verify your account** BEFORE you can sign in for the first time!



Please verify your email address

Thank you for registering with GraphLock, the scientific and graphing calculator designed to be used anytime, anywhere! If you have any questions or comments, please do not hesitate to reach out to us or visit our FAQ page.

[Click here to verify your email address](#)

If the above link is not clickable, copy and paste this link into your web browser's



3. Start a Lockdown Session

[Click HERE for a demo](#)

Click "Start Session" and then provide the student with the Lockdown code from your screen. You can run a Lockdown Session from your phone, tablet, or computer!

4. Additional Help

Please visit our website at: www.graphlock.com and you can also find tutorials at: <http://www.youtube.com/graphlock>

